

RLSC Starting Flag Procedures: Standard 5-4-1-0 start


5 min to start : Flag R hoist

All these hoist/lowers with 1 sound

signal



4 min to start : Blue Peter hoist



1 min to start : Blue peter down.

At start : Flag R down.

Identifiable boats over the line(OCS) :

wave flag X and sound one further hoot!

(Boats are responsible for starting correctly)



Flag X and 1st sub are on the same stick

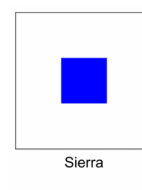
Many boats over /false start :

Sound 2 further hoots and wave 1st sub.




After a general recall, wait until all boats have returned, then start again

Shorten Course : Sound two hoots and raise flag S as leading boat approaches finish line.



To stop a start after before time zero or postpone a start before the warning signal, sound two hoots and fly AP. Between races fly AP if a course change is necessary, AP should be flown for at least 5 min. In club racing there is no need to make a sound signal when lowering, but there should be at least 1 min wait until the next warning signal.



AP